




TECH INFO

STEEL DECK ULTRA FOR SUPER + SUPER-RS



CLINCH CONNECTIONS, SPECIAL-COATING

STEEL DECK ULTRA PIN HOOK-UP

APPLICATION

The new SCAFF-CORE coating is extremely resistant and allows for thinner walls - and therefore less weight! The clever design reduces the possibility of dirt deposits.

MATERIAL	Clinched Steel, SCAFF-CORE-Coating
LOAD CAPACITY	up to 6.0 kN/load class 6 (up to 2.00 m length)
SYSTEM	SUPER, SUPER-RS and compatible



TECH INFO

STEEL DECK ULTRA FOR SUPER + SUPER-RS

LIGHTER MATERIAL

High stability despite low wall thickness of 1.25 mm. Up to 2.00 m in length, the **load capacity is 6.0 kN/load class 6**.

However, the ULTRA deck 2.50 m is **15% lighter** than the previous SUPER deck.


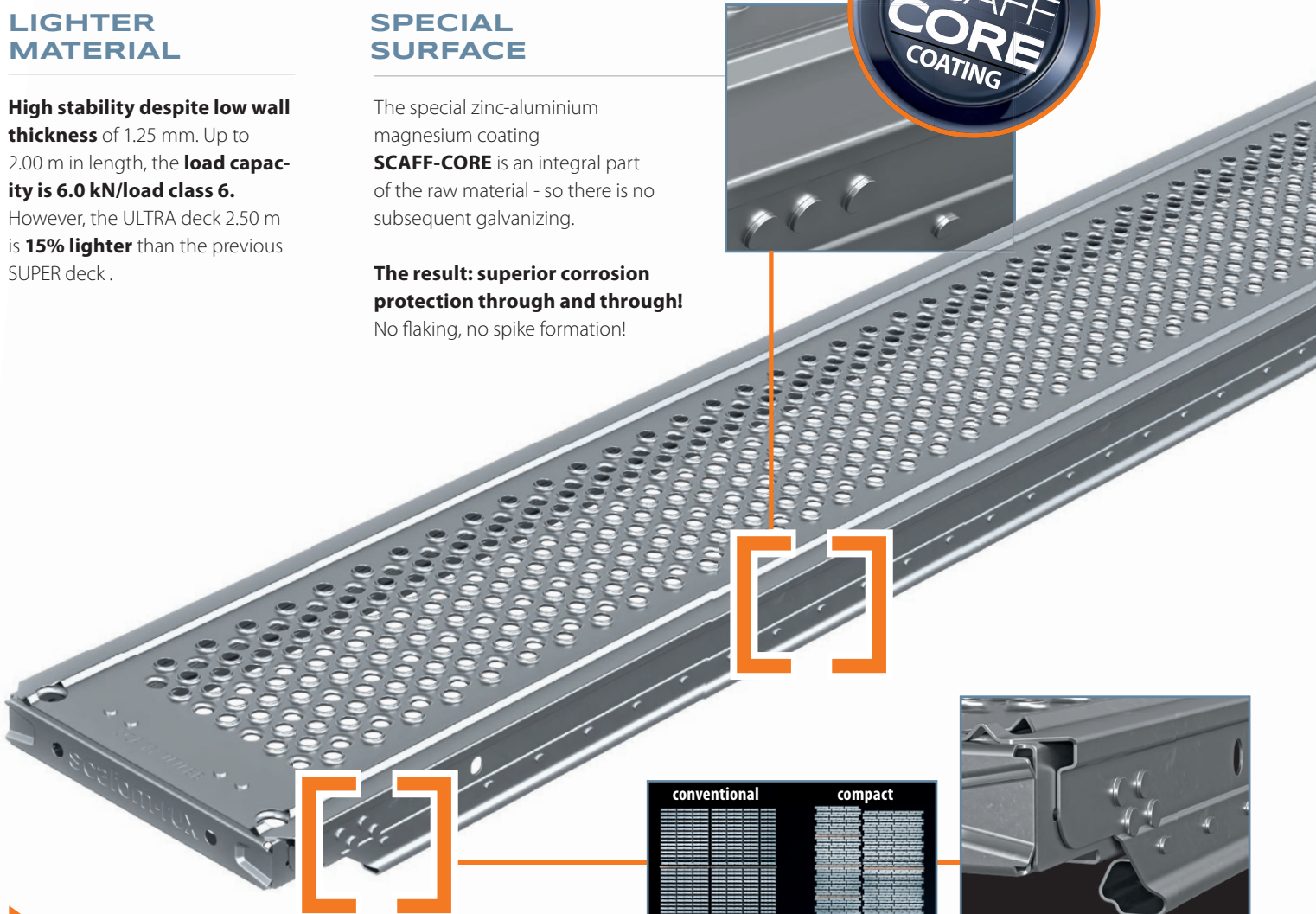
SPECIAL SURFACE

The special zinc-aluminium magnesium coating

SCAFF-CORE is an integral part of the raw material - so there is no subsequent galvanizing.

The result: superior corrosion protection through and through!

No flaking, no spike formation!



STEEL DECK ULTRA FOR SUPER(-RS)

- ULTRA-LIGHT
- ULTRA-COATED

OPTIMIZED STACKABILITY

The **transport volume** can be **better utilized** thanks to the **optimized stackability**.

This **saves a lot of volume**.

CLEVER DESIGN

The sophisticated product design with closed support profile **minimizes contact surfaces for dirt** and **improves torsional resistance**.

State-of-the-art clinching technology completely eliminates weld seams and spot welds.

Article	Length	Weight	Load capacity/ Load class
E04SR0231	0.65 m	4.0 kg	6,0 kN/LC 6
E04SR0232	1.00 m	5.8 kg	6,0 kN/LC 6
E04SR0233	1.50 m	8.3 kg	6,0 kN/LC 6
E04SR0234	2.00 m	10.9 kg	6,0 kN/LC 6
E04SR0235	2.50 m	13.9 kg	4,5 kN/LC 5
E04SR0236	3.00 m	16.0 kg	3,0 kN/LC 4

**STEEL DECK
ULTRA
0.29 M
PIN HOOK-UP**

Scafom-rux

De Kempen 5 · 6021 PZ Budel · The Netherlands
T +31 495 497 204 · info@scafom-rux.com

